

# Software Enhancement Report

**Module:** Current Status

**Release Date:** 14/09/2021

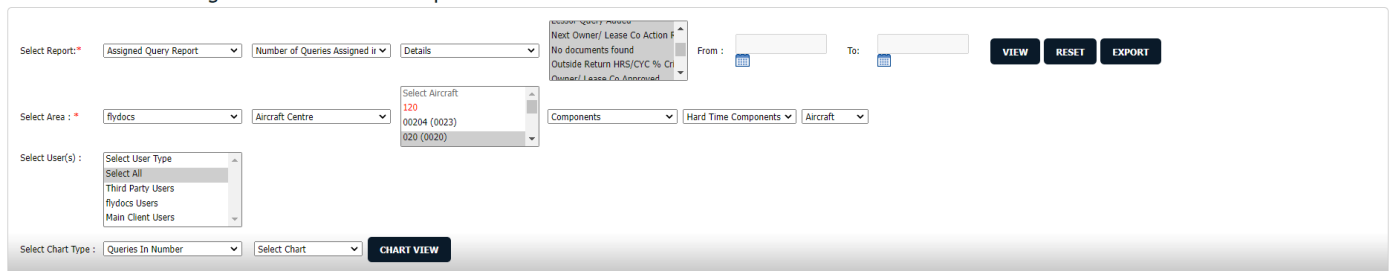
**Title of Item:** Add new column "Number of Notes" in CSMI Report > Assigned Query Report Detailed Report

**Description:** In Current Status, we have a report called Current Status Management Information Report. In the report, there's an option for 'Assigned Query Report'. Once we select this option, we can select 'Number of Queries Assigned in Total'. We have now added an option named 'Details'. When this has been selected, a list of users is to be populated. When a user has been selected, customers will be able to run a report which will allow them to see queries sent to the selected user.

We have added one more column as "Number of Notes", after Notes column in data grid.

This column will show total count for notes added in that rows.

## Current Status Management Information Reports



## Assigned Query Management Details Report (Section + User) : 020 (0020)

1 Result(s) Found

Tab	Sub Tab	Row No.	Notes	Number of Notes	Date Sent	Assigned To	Work Status	Total
Components	Aircraft	1	<p>flydocs Comments Added By Najmuiddin Badshah On 23 Aug 2021 hi test 5</p> <p>flydocs Comments Added By Najmuiddin Badshah On 23 Aug 2021 hi test 6</p> <p>flydocs Comments Added By Najmuiddin Badshah On 19 Aug 2021 hi test 7</p> <p>flydocs Comments Added By Najmuiddin Badshah On 19 Aug 2021 hi test 6</p>	9	23-08-2021	Assigned To Main Client User : Ans- Main user main user	Lessor Query Added	9

**Module:** Across System

**Release Date:** 16/09/2021

**Title of Item:** We need to add Select all pages, current page, Show documents mark as etc fields under Freeze pane option. So that once freeze pane is On then these above field would be freeze.

**Description:** We have now added the Select all pages, current page, Show documents mark as etc fields under Freeze pane option. So that, once the freeze Pane option is ON, then these option will nto get scrolled up and will remain with the Freeze Pane.



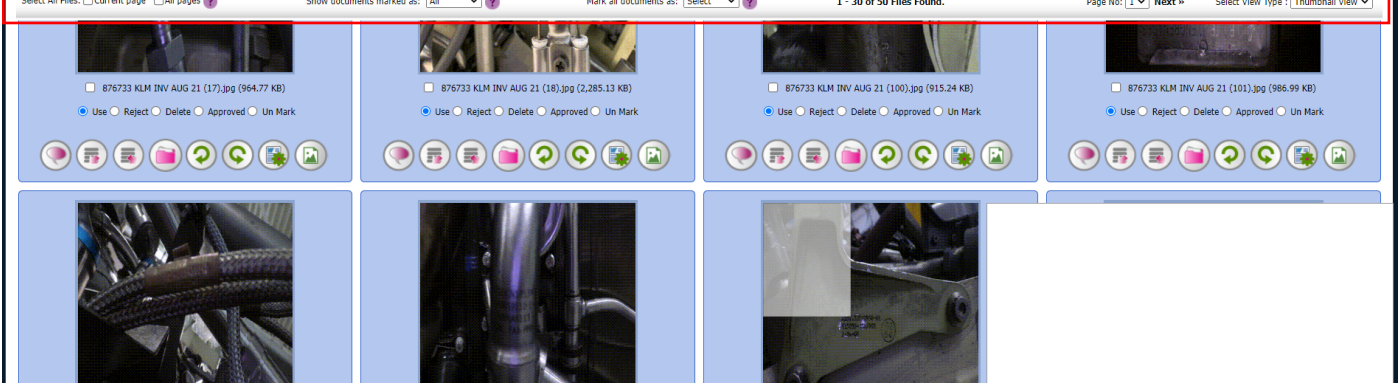
ADs » Airframe ADs

AD DETAILS																		
Sr. No.	Row No.	Row No.	Authority	AD Number	Revision	Subject	Paragraph	Compliance Time	Reference Document	CX Document	Status	Remarks	AD No.1	Responsibility	Add to Action List	Set Priority	Work Status	Save Row
1	1554	234				Logo Light						test	Item referene	Assigned To Flydocs User : Narendra Parasar	<input type="checkbox"/>	N/A	Bysearch Completed	<input checked="" type="checkbox"/>

FREEZE PANE  ON  OFF

Attach/Move To:

Select All Files:  Current page  All pages
 Show documents marked as: 
 Mark all documents as: 
 1 - 30 of 50 Files Found.
 Page No:  
 Select View Type:



**Module:** Home >> Settings

**Release Date:** 17/09/2021

**Title of Item:** To have the option to be able to sort the files in an ascending order according to its file name in MCC section

**Description:** In Home >> Settings >> We have the label >> MCC Document Reorder with option ON/OFF radio button.

If user selects the ON radio Button, then it will show three dropdowns as available in reorder documents >> Order By File Name, File Type and File Size. by default File Name ascending function would be selected.

If user selects the OFF radio Button then it will hide the order by options also the previous settings would get removed. so user have to set again when radio button opted as ON.

Note: In Home settings reorder is ON then MCC document level documents get ordered based on home. it will not work based on reorder documents.

If Home settings is OFF then it will work based on reorder documents.

If Home settings is ON, then user is not allowed to access Reorder documents page and show popup as 'Home >> Settings >> Reorder functionality is currently 'ON', so please turn OFF to make any changes in Reorder Documents window'.

## Settings

**Default View Type**

**Default View Type :**  List View  Mixed View  Thumbnail View

**Document Status Auto Update :**  Yes  No

**MCC Document Reorder :**  ON  OFF

**Module:** Maintenance Control Centre

**Release Date:** 21/09/2021

**Title of Item:** After replacing the document, the older document available in rejected status currently should not available in Document Open Query Report

**Description:** Previously when we replace the document from MCC, then replaced one is moved to rejected status with disabled document statuses, these documents were still appearing in Documents open query report.

The replaced documents from documents open query report would not appear in the list. it will get removed automatically.

If user Update the open query from review management for any of the documents.

Replace that particular document with new one and check the document open query report.

The replaced document now in rejected status which will not be available in Open document query report.

If user updated the open status in review management steps and manually updated the rejected status, it should appear in the list.

**Documents Open Query Report**

Select Client:\* flydocs    Select Report Type:\* Documents Open Query Report    Select Centre:\* Aircraft Centre    Select Document Type:\* Tech Logs

From Date: 01-07-2021    To Date: 06-10-2021

1 - 2 of 2 Result(s) Found.

Entered By	TAIL	Reference Number	Received Date	Review Management Process Steps	Issue Raised Date	Comments	Outstation	Document Status	View
Karthi S	-	260267	16-07-2021	Process steps Component Change	19-08-2021	-	FLYdocs India	Unmarked	
Karthi S	A6-AAP	TAST17FEB2001	16-07-2021	Process steps Component Change	19-08-2021	-	FLYdocs India	Unmarked	

1 - 2 of 2 Result(s) Found.

**Module:** Maintenance Control Centre

**Release Date:** 28/09/2021

**Title of Item:** Enhancement in MCC Column Management to have the ability in editing column values.

**Description:** In Manage By Asset >> Controls >> Column Management, when you upload the columns then it should be editable.

In Right side of the template button we now have the buttons as EDIT, SAVE and RESET.

When user clicks on EDIT then all the columns would be shown as text field so the user can modify the column and save it.

powered by flydocs

**Maintenance Control Centre » Column Management**

Select Clients : flydocs

Select Centre : Aircraft Centre

Select MCC Tab : Workpacks/ Work Orders

Upload CSV :  (\*.csv, \*.CSV, \*.xlsx, \*.XLSX, \*.xls, \*.XLS, \*.xml, \*.XML)

<input type="button" value="TEMPLATE 1"/>	<input type="button" value="EDIT"/> <input type="button" value="SAVE"/> <input type="button" value="RESET"/>
<input type="button" value="TEMPLATE 2"/>	<input type="button" value="EDIT"/> <input type="button" value="SAVE"/> <input type="button" value="RESET"/>
<input type="button" value="TEMPLATE 3"/>	<input type="button" value="EDIT"/> <input type="button" value="SAVE"/> <input type="button" value="RESET"/>

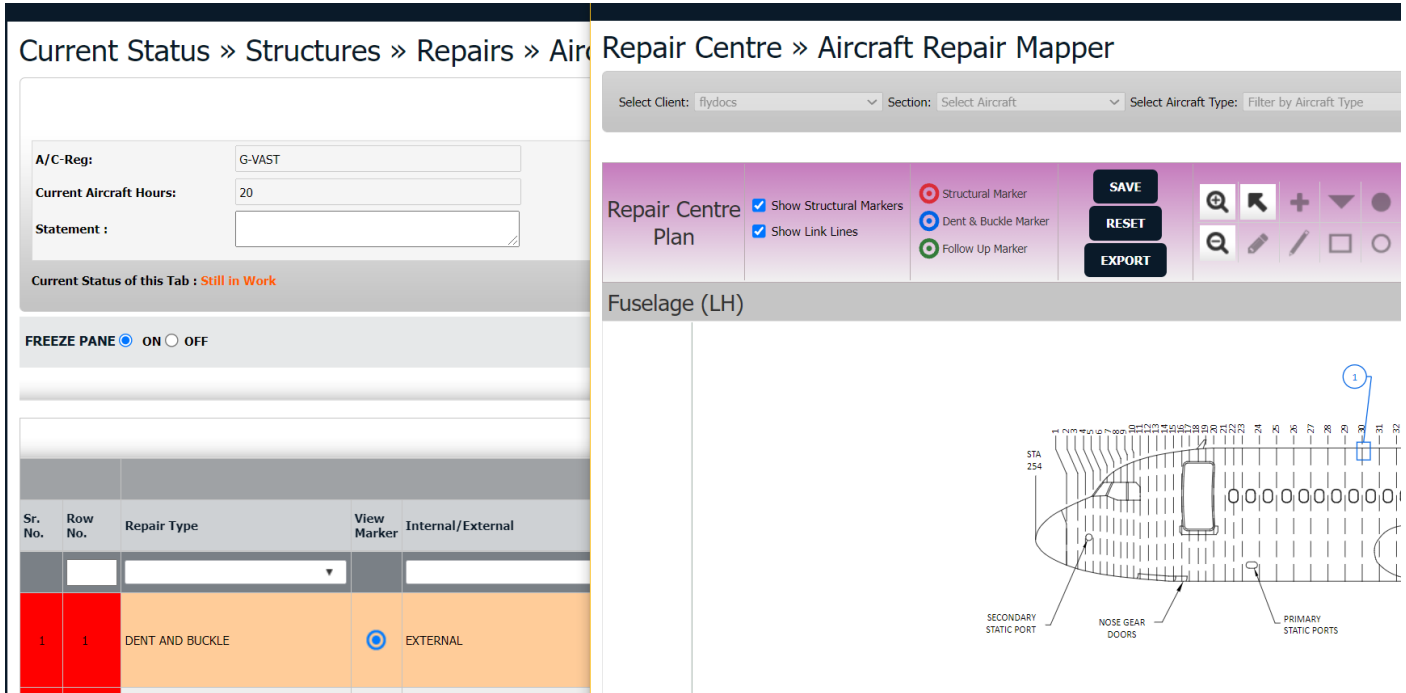
**Module:** Current Status

**Release Date:** 29/09/2021



**Title of Item:** Feature to open repair Diagram from Repair Rows with one click. – UAT & PROD

**Description:** When we navigate Current Status>>Structure>>Repairs we have VIEW REPAIR DIAGRAM option through which we can get Repair mapper diagram and it is asset based. Now, user will be able to open specific repair diagram within Repair Diagram to identify mapped or unmapped row.



Current Status » Structures » Repairs » Aircraft Repair Centre » Aircraft Repair Mapper

Select Client: flydocs Section: Select Aircraft Select Aircraft Type: Filter by Aircraft Type

A/C-Reg: G-VAST  
Current Aircraft Hours: 20  
Statement:

Current Status of this Tab : Still in Work

FREEZE PANE  ON  OFF

Sr. No.	Row No.	Repair Type	View Marker	Internal/External
1	1	DENT AND BUCKLE		EXTERNAL

Repair Centre Plan

Show Structural Markers  
 Show Link Lines

Structural Marker  
 Dent & Buckle Marker  
 Follow Up Marker

SAVE RESET EXPORT

Fuselage (LH)

Diagram labels: STA 254, SECONDARY STATIC PORT, NOSE GEAR DOORS, PRIMARY STATIC PORTS

**Module:** Manage Internal Documentation & Current Status

**Release Date:** 30/09/2021

**Title of Item:** Adding double quotes in CS Manage status list should not affect column management settings.

**Description:** When we add double quotes in column name and headers then it was not reflecting in row, Now the double quotes will get reflected in columns

1 - 100 of 293 Result(s) Found.

Sr. No.	Row No.	Repair Type	View Marker	Internal/External	Autorun item no.	AMOS Item	Classification	Description	"Chart"	Status	Workorder	ATA	Performed	External Ref. No. References / Type

**Module:** Manage Internal Documentation

**Release Date:** 30/09/2021

**Title of Item:** When user upload an excel via CSV Management in MID then if file is improper then should show what is wrong with file in pop up message.

**Description:** While uploading a CSV in MID and if the action did not processed, then user will know why this CSV file is not getting uploaded, so user can correct the issues and re-upload. please review Below conditions

1. Uploading the file if already data is exist.
2. Empty file
3. First row is empty. – Pop-up is already there.



Management » Development » Change Request Forms » CSV Management

Please Select Option :

- Upload
- Compare
- Delete all records
- Upload and replace existing status list
- Run flysearch
- Undo flysearch Completed Rows

Upload CSV :

**Module:** Currentl Status

**Release Date:** 01/10/2021

**Title of Item:** Ability to Edit values to multiple rows – CS

**Description:** We have now provided a functionality to edit one or multiple columns information from single status sheet row into multiple rows at once.

1 - 18 of 18 Result(s) Found.

Sr. No.	Row No.	item	Test column	Communication History	Manage Issues	Responsibility
1	19	GHURT	234	<p>flydocs Comments Added By Karthi S On 28 Sep 2021 Hi Test</p> <p>Airline Approved by Marmik Panchal on 6th September 2021</p> <p>No documents found by Kunal Shah on 18th August 2021</p>		Assigned To flydocs User : Ankur Asarani, Matheeswaran Palanisamy
2	20	XWRV		<p>flydocs Comments Added By Karthi S On 28 Sep 2021 Test 2</p> <p>flydocs Comments Added By Karthi S On 28 Sep 2021 Hi Test</p> <p>Airline Approved by Marmik Panchal on 6th September 2021</p>	<ul style="list-style-type: none"> <li>Edit Row</li> <li>Delete Row</li> <li>Add Rows Above</li> <li>Add Rows Below</li> <li>Copy Row</li> <li><b>Edit Multiple Records</b></li> <li>Delete Cell</li> <li>Add Flag</li> </ul>	Assigned To flydocs User : Matheeswaran Palanisamy

**Module:** Maintenance Control Centre

**Release Date:** 01/10/2021

**Title of Item:** Reference Number dashboard enhancement in MCC section to count the number of documents received with reference number

**Description:** In MCC >> Dashboard, we now have additional data for the documents which are received with/without reference number.

Documents Count Box will be available with below data -

1. Total Documents Received
2. Documents with Reference Number
3. Documents without Reference Number



Documents Count	
Total Documents Received	16
Documents with Reference Number	5
Documents without Reference Number	11

**Thank you!**