



Software Enhancement Report

March 2021

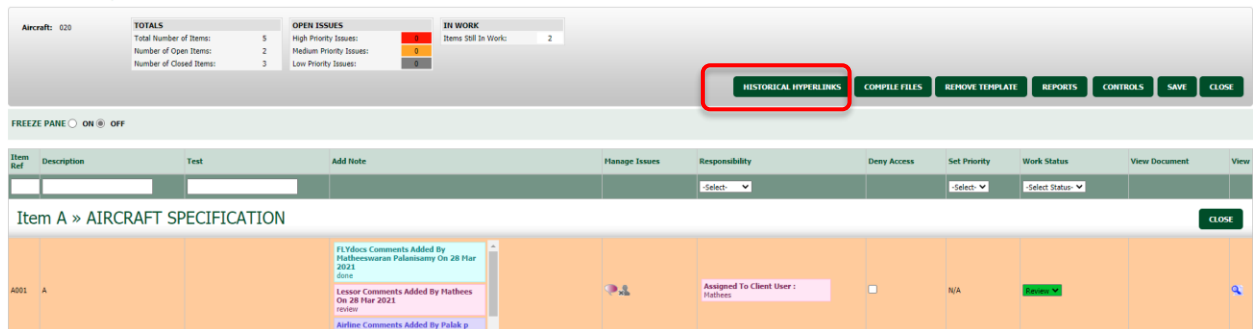
Module: Commercial Management >> Mid-Term Management

Release Date: 19/03/2021

Title of Item: Optimization and storing hyperlinked functionality in MTI section when editing the template again.

Description: Users using the Mid-Term Inspection area of FLYdocs will be able to view any historical hyperlinks made to other Current Status tabs. Therefore, once the area in Mid Term Inspections is updated with a new hyperlink, the previous hyperlink will be saved in 'Historical Hyperlinks'. This ensures that any previous hyperlinked data is not lost as a result. When viewing the hyperlink, it will be read only access.

Mid-term Inspections » 020



The screenshot displays the 'Mid-term Inspections' interface for aircraft 020. At the top, there is a summary table with three columns: 'TOTALS', 'OPEN ISSUES', and 'IN WORK'. The 'TOTALS' column shows 5 total items, 2 open, and 3 closed. The 'OPEN ISSUES' column shows 2 high priority, 2 medium priority, and 1 low priority issue. The 'IN WORK' column shows 2 items still in work. Below this is a toolbar with buttons for 'HISTORICAL HYPERLINKS', 'COMPILE FILES', 'REMOVE TEMPLATE', 'REPORTS', 'CONTROLS', 'SAVE', and 'CLOSE'. The 'HISTORICAL HYPERLINKS' button is highlighted with a red box. Below the toolbar is a 'FREEZE PANE' toggle set to 'OFF'. The main area shows a table with columns: 'Item Ref', 'Description', 'Test', 'Add Note', 'Manage Issues', 'Responsibility', 'Deny Access', 'Set Priority', 'Work Status', 'View Document', and 'View'. The table has one row for 'Item A » AIRCRAFT SPECIFICATION'. The 'Add Note' column contains a list of comments: 'FLYdocs Comments Added By Matheswaran Palanisamy On 28 Mar 2021', 'Lessor Comments Added By Mathes On 28 Mar 2021', and 'Airline Comments Added By Palak p on 19 Mar 2021'. The 'Responsibility' column shows 'Assigned To Client User : Mathes'. The 'Work Status' column shows 'Done'.

Item Ref	Description	Test	Add Note	Manage Issues	Responsibility	Deny Access	Set Priority	Work Status	View Document	View
4001	A		<ul style="list-style-type: none"> FLYdocs Comments Added By Matheswaran Palanisamy On 28 Mar 2021 Lessor Comments Added By Mathes On 28 Mar 2021 Airline Comments Added By Palak p on 19 Mar 2021 		Assigned To Client User : Mathes	<input type="checkbox"/>	N/A	Done		

Module: Compile Files

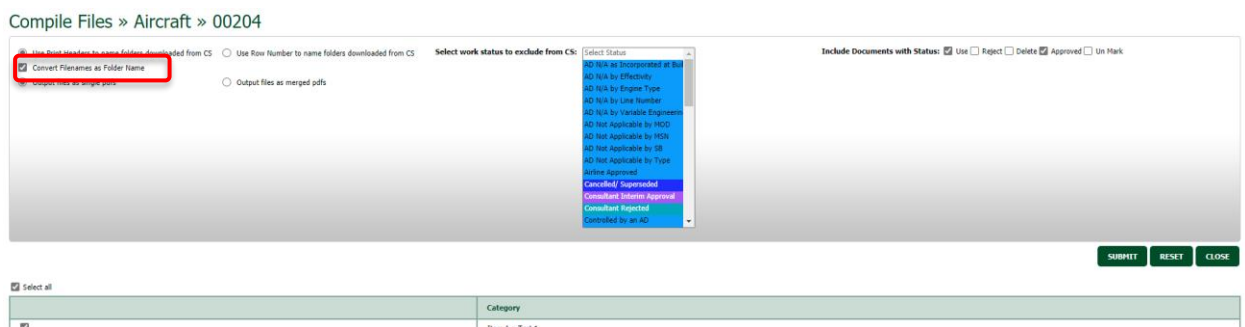
Release Date: 25/03/2021

Title of Item: Compilation output folder files should have the name same as Print header of folder name.

Description: While initiating a compilation, FLYdocs can now have the file names based on the folder name. A new option has been added named 'Convert Filenames as Folder Name'. Once selected, the output of the compilation folder file names will be based on the folder name.

As an example, if the folder is named **74-08-09R3**, the file name format will be **74-08-09R3 -0001**, **74-08-09R3 -0002**, **74-08-09R3 -0003**.

This enhancement is applicable to Delivery Bible and Current Status compilations only.

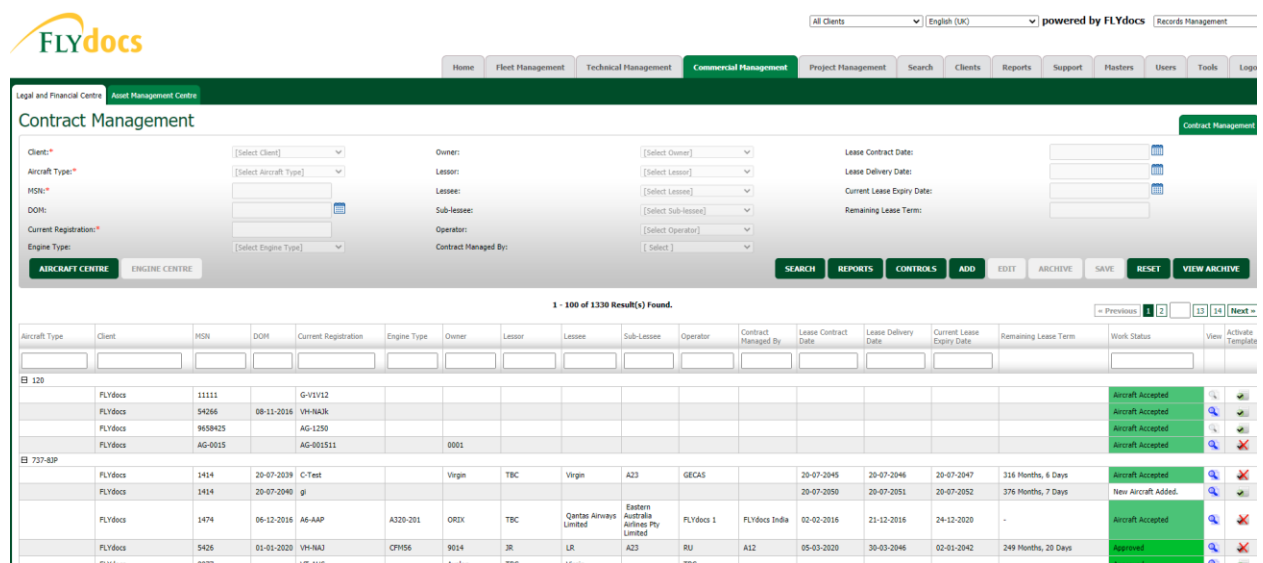


Module: Contact Management & Fleet Management

Release Date: 24/03/2021

Title of Item: Enhancement to Link aircraft registration from "Aircraft Centre" to "Contract Management" Asset History

Description: The Asset history registration field will get updated automatically whenever editing from Contract Management. The updated details will be visible on the Fleet Management's Asset History as updated on the Asset History of Contract Management. The registration added from Contract Management will not be editable but other fields will be editable.



The screenshot displays the 'Contract Management' interface in the FLYdocs system. At the top, there is a navigation bar with tabs for Home, Fleet Management, Technical Management, Commercial Management (selected), Project Management, Search, Clients, Reports, Support, Masters, Users, Tools, and Logo. Below the navigation bar, there is a sub-header for 'Legal and Financial Centre' and 'Asset Management Centre'. The main content area is titled 'Contract Management' and contains a form with various input fields and dropdown menus for creating or editing a contract. The form includes fields for Client, Aircraft Type, MSN, DOH, Current Registration, Engine Type, Owner, Lessor, Lessee, Sub-lessee, Operator, Contract Managed By, Lease Contract Date, Lease Delivery Date, Current Lease Expiry Date, and Remaining Lease Term. Below the form, there is a table with 17 columns: Aircraft Type, Client, MSN, DOH, Current Registration, Engine Type, Owner, Lessor, Lessee, Sub-Lessee, Operator, Contract Managed By, Lease Contract Date, Lease Delivery Date, Current Lease Expiry Date, Remaining Lease Term, Work Status, and View/Activate Template. The table shows several rows of data, including aircraft types like G-VL12, VH-NAJK, AG-1250, AG-0015, and AG-001511, and clients like FLYdocs and Virgin. The table also shows lease dates and remaining lease terms for each entry.

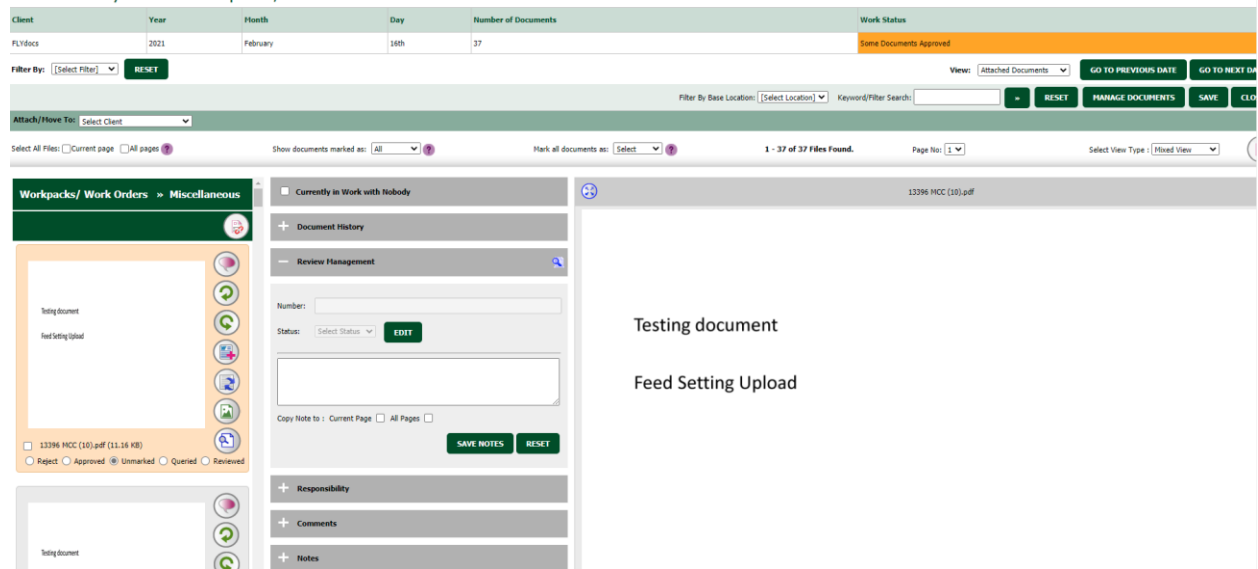
Module: Maintenance Control Centre

Release Date: 24/03/2021

Title of Item: Each page should be wholly visible on the screen, without the need of scrolling to see the information presented in Mixed View.

Description: In Mixed View, user will now be able to see the whole of the document without scrolling. The scroll bars have been removed as a result.

16th February 2021 » Workpacks/ Work Orders



The screenshot shows a web application interface for document management. At the top, there is a navigation bar with the text '16th February 2021 » Workpacks/ Work Orders'. Below this is a table with columns: Client, Year, Month, Day, Number of Documents, and Work Status. The table contains one row: FLYdocs, 2021, February, 16th, 37, and Some Documents Approved. Below the table are several filters and search options, including 'Filter By', 'Filter By Base Location', and 'Keyword/Filter Search'. There are also buttons for 'GO TO PREVIOUS DATE' and 'GO TO NEXT DATE'. The main content area is divided into two sections. The left section is titled 'Workpacks/ Work Orders » Miscellaneous' and contains a list of documents, including 'Testing document' and 'Feed Setting Upload'. The right section is titled '13396 MCC (10).pdf' and contains the document content, which is 'Testing document' and 'Feed Setting Upload'. The interface includes various buttons and controls for document management, such as 'EDIT', 'SAVE NOTES', and 'RESET'.